



MALLA REDDY COLLEGE OF ENGINEERING & TECHNOLOGY

(Autonomous Institution –UGC, Govt.of India)

(Affiliated to JNTU, Hyderabad, Approved by AICTE - Accredited by NBA & NAAC – 'A' Grade - ISO 9001:2015 Certified) Maisammaguda, Dhulapally, Komapally, Secunderabad-500100, Telangana State, India.

DEPARTMENT OF COMPUTER SCIENCE & ENGINEERING

Name of the Activity: Mind Map

Faculty Name: Mr. Manoj

Class/ Semester: II/I CSE-C


Academic Year: 2024-25

Subject Name: Database Management System

Students are required to form team of four to five people using topics they are given. Each team is given a concept for their mind map and presentation in class. Mindmap is used to visually organize information and shows relationships among them. It was developed on a single idea and shown as an image in the middle of a blank page, on which accompanying illustrations of concepts, such as illustrations, words, and word fragments, are added. It is a great way of note-taking and note-making that literally "maps out" the ideas in a visual form. Students that use mind maps find it easier to remember and recall concepts.

Objectives:

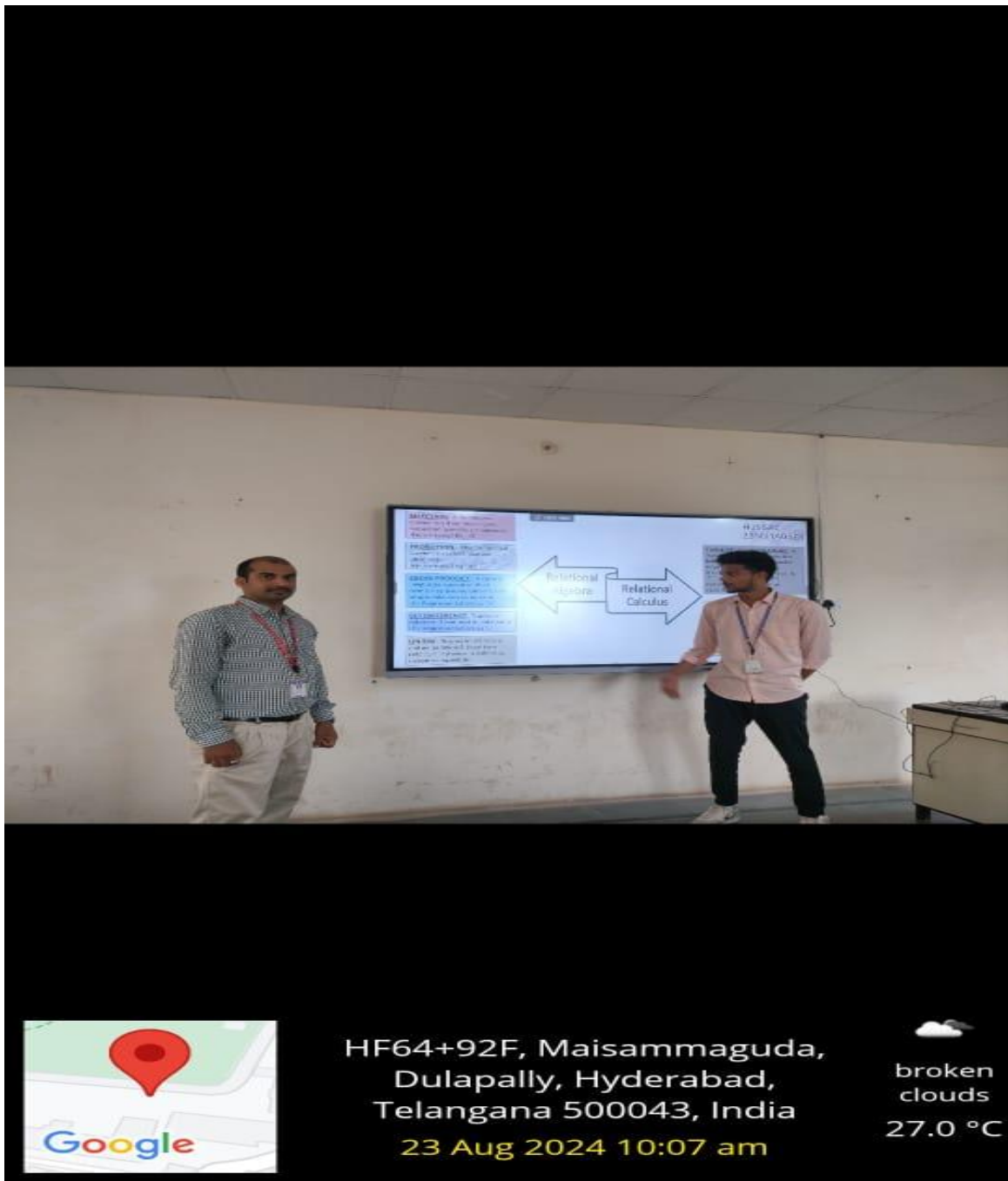
1. To assess the understanding levels of the students.
2. To improve the organizing ideas and memorization.
3. To make complex concepts easier to learn.
4. To enhance the creativity of students in organizing ideas



MIND MAP DBMS STRUCTURE DATED: 23-08-24

By

23N31A05K4
23N31A05B9
23N31A05K2



MIND MAP TYPES OF JOINS DATED: 23-08-24

By

23N31A05H7
23N31A05G2
23N31A05E1



MIND MAP SQL COMMANDS DATED: 23-08-24

By

23N31A05J1
23N31A05D6

Name of the Activity: Mind Map

Faculty Name: Mr. G . Ravi

Class/ Semester: II/I CSE-B

Academic Year: 2024-25

Subject Name: Database Management System


Students are required to form team of four to five people using topics they are given. Each team is given a concept for their mind map and presentation in class. Mindmap is used to visually organize information and shows relationships among them. It was developed on a single idea and shown as an image in the middle of a blank page, on which accompanying illustrations of concepts, such as illustrations, words, and word fragments, are added. It is a great way of note-taking and note-making that literally "mapsout" the ideas in a visual form. Students that use mind maps find it easier to remember and recall concepts.

Objectives:

1. To assess the understanding levels of the students.
2. To improve the organizing ideas and memorization.
3. To make complex concepts easier to learn.
4. To enhance the creativity of students in organizing ideas

LIST OF PARTICIPANTS

MIND MAPPING ACTIVITY			
DATABASE MANAGEMENT SYSTEM			
Roll.No	Name	Topic	Team
23N31A05A1	Divya	DBMS Structure	1
23N31A05C7	SriNithya		
23N31A05A6	Dheeraj	Data Abstraction	2
23N31A0582	Thatwik		
23N31A05B0	Akshaya	E-R Diagrams	3
23N31A05C9	Gayathri		
23N31A0577	Ajith	SQL Commands	4
23N31A0588	Gowtham		




MIND MAP SQL COMMANDS DATED: 03-09-24

BY

23N31A05A6

23N31A0582




MIND MAP E-R DIAGRAMS DATED: 03-09-24

BY

23N31A05B0


23N31A05C9



MIND MAP DBMS STRUCTURE DATED: 03-09-24

BY

23N31A05A1
23N31A05C7



MIND MAP SQL COMMANDS DATED: 03-09-24

BY

23N31A0577

23N31A0588

Name of the Activity: Mind Map

Faculty Name: Mrs. T.V. Ramanamma

Class/ Semester: II/I CSE-D

Academic Year: 2024-25

Subject Name: Database Management System

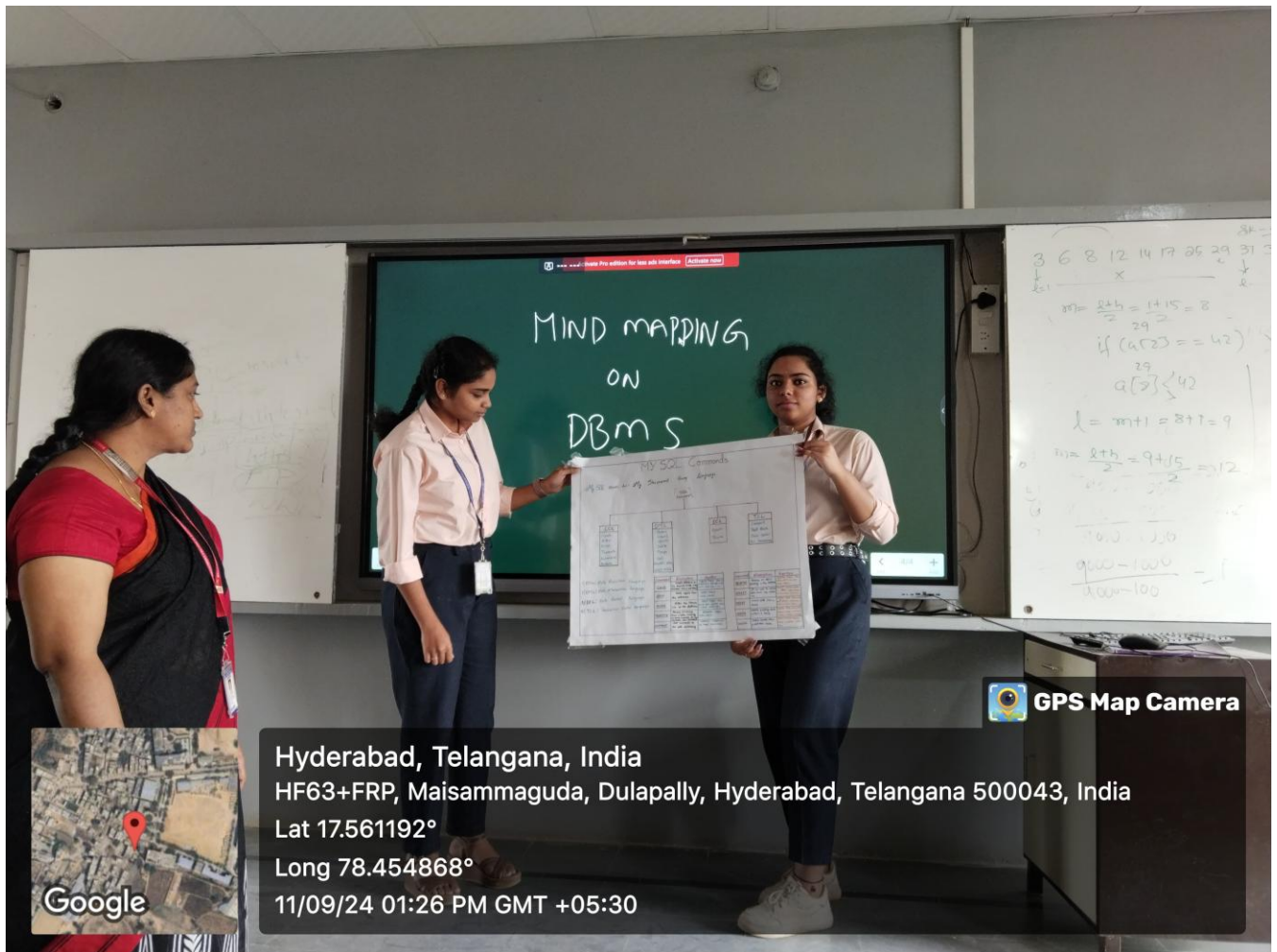
Students are required to form team of four to five people using topics they are given. Each team is given a concept for their mind map and presentation in class. Mindmap is used to visually organize information and shows relationships among them. It was developed on a single idea and shown as an image in the middle of a blank page, on which accompanying illustrations of concepts, such as illustrations, words, and word fragments, are added. It is a great way of note-taking and note-making that literally "mapsout" the ideas in a visual form. Students that use mind maps find it easier to remember and recall concepts.

Objectives:

5. To assess the understanding levels of the students.
6. To improve the organizing ideas and memorization.
7. To make complex concepts easier to learn.
8. To enhance the creativity of students in organizing ideas

LIST OF PARTICIPANTS

MIND MAPPING ACTIVITY			
DATABASE MANAGEMENT SYSTEM			
Roll.No	Name	Topic	Team
23N31A05R9	Keerthika	SQL Commands	1
23N31A05Q0	Tanvi		
23N31A05L2	Charan	E-R-Diagrams	2
23N31A05N6	Ajay		
23N31A05Q9	Sai Teja	Structure of DBMS	3
23N31A05L9	Gagan		
23N31A05Q4	Shreya	Query Processing	4
23N31A05M9	Satwika		



MIND MAP SQL COMMANDS DATED: 11-09-24

By

23N31A05R9
23N31A05Q0